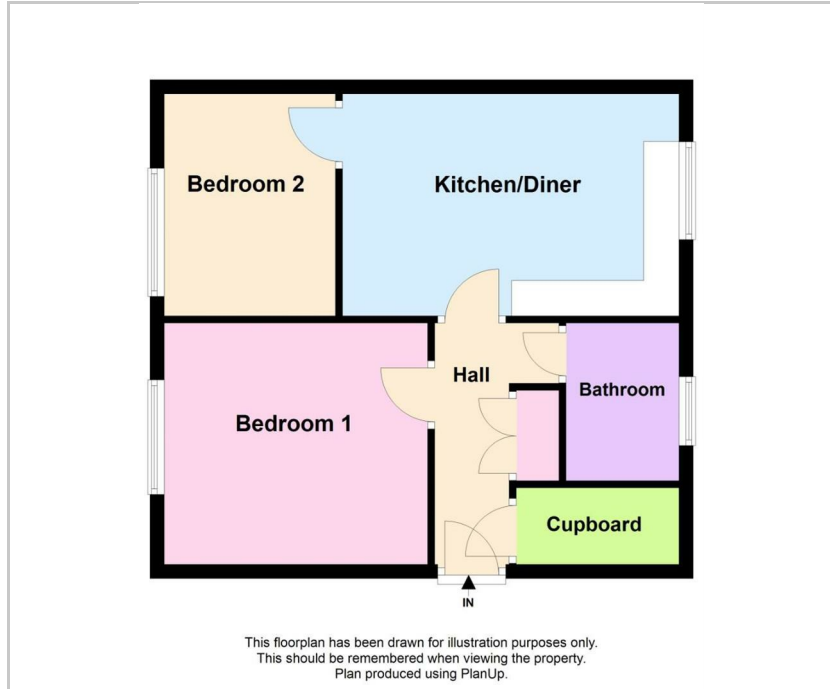




82 Chelveston Way, PE3 7EQ
£110,000

 2  1  null  C

Floor Plan



Accommodation

** An ideal investment or first time buy & offering, no upward chain is this second floor flat, benefitting from a re-fitted kitchen and bathroom with the property offering two bedrooms, communal garden and parking.

Entrance Hall:

Kitchen/Diner: 15'7" x 10'3" (4.76m x 3.13m)

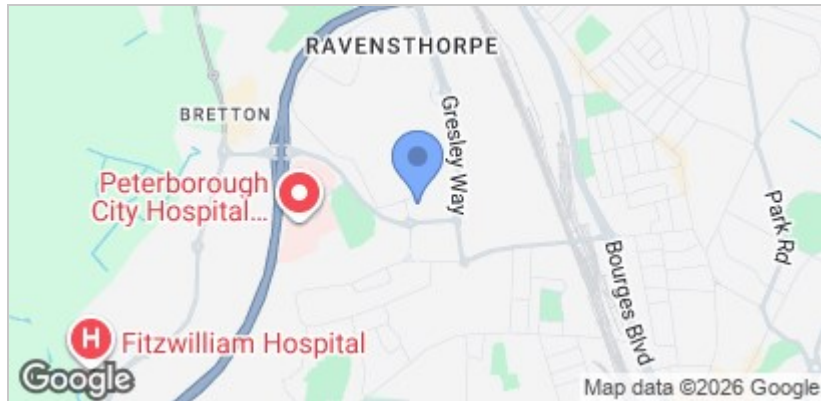
Bedroom 1: 11'10" x 11'2" (3.63m x 3.42m)

Bedroom 2: 7'11" x 10'3" (2.43m x 3.14m)

Bathroom: 5'4" x 7'2" (1.65m x 2.19m)



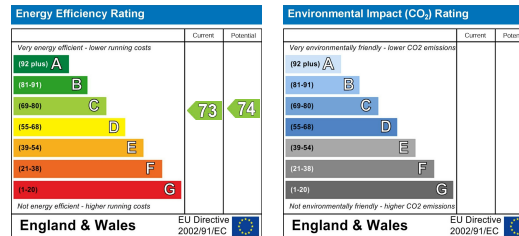
Area Map



Viewing

Please contact our Peterborough Office on 01733 834727 if you wish to arrange a viewing appointment for this property or require further information.

Energy Efficiency Graph



These particulars, whilst believed to be accurate are set out as a general outline only for guidance and do not constitute any part of an offer or contract. Intending purchasers should not rely on them as statements of representation of fact, but must satisfy themselves by inspection or otherwise as to their accuracy. No person in this firm's employment has the authority to make or give any representation or warranty in respect of the property.



381 Eastfield Road,
Peterborough, PE1 4RA
T: 01733 834727
E: peterborough@firminandco.co.uk